



GEORGE R. BROWN CONVENTION CENTER

PRODUCED BY AIRBORNE PUBLIC SAFETY ASSOCIATION, INC.

FLIGHT OPERATIONS HANDBOOK & PILOT BRIEFING

APSCON 2024

JULY 29 - AUGUST 3, 2024
HOUSTON, TX

Table of Contents

Flight Operations Plan

(Click on page numbers to jump to that section)

Contact Information	<u>3</u>
Important Event Notes	<u>3</u>
Important Dates	<u>5</u>
Insurance Requirements for Display of Aircraft	<u>6</u>
FBO Services	<u>8</u>
Aircraft Fuel Requirements	<u>9</u>

Pilot Briefing and Flight Ops

Overview	<u>10</u>
Airport Information	<u>12</u>
Arrival / Landing Site Information	<u>12</u>
Aircraft Move-In To Exhibit Hall and Static Area	<u>16</u>
Aircraft Move-Out and Departure Procedures	<u>19</u>
Aircraft Fly-Out	<u>20</u>

Checklists and Forms

Conference & Exposition Check List	<u>22</u>
For Aircraft Entering the Convention Center	<u>23</u>
For Aircraft Exiting the Convention Center	<u>24</u>
Aircraft Display Form	<u>22</u>

Welcome!!

We are pleased you will be joining us for APSCON 2024 which will be held at the Houston Convention Center. This manual, also available on APSA's website, www.publicsafetyaviation.org, provides you with information regarding flight operations and safety procedures for the event.

As always, safety is our primary focus during this event, be it on the ground or in the air. If you have any concerns or suggestions to improve safety, please contact Cory DeArmitt.

Contact Information

Cory DeArmitt
APSA Safety Program Manager
Director of Flight Operations

814-889-9069
safety@publicsafeyaviation.org

Sgt. Thad Sarton
Houston (TX) Police Dept. | Air Support Division

832-330-6863
thad.sarton@houstonpolice.org

Signature Aviation
Houston Hobby (KHOU)

713-353-5300
<https://www.signatureflight.com/location?iata=HOU>

Brenda Wharry
George R. Brown Convention Center (Houston)

713-853-8053
832-341-4357
brenda.wharry@houstonfirst.com

Cory Young
George R. Brown Convention Center (Houston)

713-853-8005
832-963-4568
cory.young@houstonfirst.com

Tom Coccia
Levy Exposition Services

678-520-3278
tcoccia@lexyexpo.com

Table of Contents

Important Event Notes

1. Pilots of any aircraft being flown to the Convention Center for exhibit must attend the Pilot Orientation & Flight Operations Safety Briefing prior to the aircraft being flown to or departing from the Convention Center. The briefing will be held on Monday, July 29, 2024, at the Houston (TX) Police Department | Air Support Division office, 8402 Larson Drive, Houston, TX 77092, Houston Hobby Airport. The briefing will begin at 0730 (07:30 AM).

Once again:

No aircraft will be permitted to land at or depart from the Convention Center unless THE PILOT has attended the briefing prior to their flight.

2. Loading dock doors at the George R. Brown Convention center are 30 feet wide by 25 feet high. If you need to remove or fold blades to fit through that doorway, bring the equipment needed to do so.

3. Aircraft will NOT be permitted to land at the Convention Center without the specific insurance documentation that is delineated in these guidelines ([Click here 6](#)).
4. Per the Fire Marshall, display aircraft have specific fueling requirements ([Click here 9](#)). Aircraft will be inspected prior to entry into the convention center. **Any aircraft exceeding the maximum fuel requirement will be denied entry into the convention center.**
5. There should be only the minimum aircrew necessary for the safe operation of aircraft to arrive and depart the landing zone – **No ride-alongs or other passengers** will be permitted in aircraft during flight operations.
6. No aircraft will be permitted to depart from the Convention Center once the aircraft has landed until the specified date of departure following the show.
7. No demonstration flights will be authorized to operate from the Convention Center area.
8. Exhibitors desiring to display aircraft must complete and submit the Aircraft Display Request Form by **July 1, 2024**. ([Click here to view the form](#)) or download here:
9. Any exhibitor who intends to fly an aircraft that is “Experimental” should be familiar with FAA requirements regarding flight over congested areas. The process for gaining FAA approval for such flights should be initiated well in advance of the conference.
10. News media will not be permitted to enter the landing zone and will be required to remain a safe distance from the landing zone.
11. In the event of an in-flight emergency, the pilot in command shall be responsible for taking appropriate action.
12. Pilots shall be familiar with hand signals that will be used by the landing zone officer with respect to movement when approaching, hovering, landing, and departing the landing zone.
13. The landing zone and surrounding area will be swept prior to commencing flight operations. However, pilots should be mindful of the effect of rotor downwash and the possible FOD that can occur.
14. There will be a fire/rescue crew adjacent to the landing zone in the event of a mishap, and only authorized rescue personnel shall be permitted in the landing zone.
15. In the event of a mishap, the NTSB will have initial responsibility and authority for removal of aircraft. In the event the NTSB and/or the FAA chooses not to respond, the owner/operator shall have responsibility for removal of their aircraft.
16. Please review the material in this handbook before attending the Pilot Orientation & Flight Operations Safety Briefing. At this briefing, pilots will be asked to provide a contact name, hotel and telephone number, and the aircraft type and registration number, in the event of any problems or questions regarding exhibited aircraft.

Table of Contents

Important Dates

- Aircraft Display forms due: July 1, 2024
- Aircraft Insurance Certificates due: July 1, 2024
- 2024 Show Dates: Monday, July 29th – Saturday, August 3rd, 2024
- Flight Ops Safety Briefing: 0730 (07:30 AM), Monday, July 29, 2024
- Fly-In to Convention Center: 0900 (09:00 AM), Monday, July 29, 2024
- Exhibits Open: July 31 – August 2, 2024
- Fly Out from Convention Center: Friday, August 2, 2024 (1600-2000)
- Alternate Fly Out date - Saturday, August 3, 2024

07/28	07/29	07/30	07/31	08/01	08/02	08/03
Sunday	Monday	Tuesday	Wednesday	Thursday	Friday	Saturday
Helicopters stage at Houston PD hangar / Signature Flight Services at Houston Hobby Airport	0730 (07:30 AM) – Pilot briefing for fly in. 0900 (09:00 AM) – Flight Ops to convention center begins.	Weather day backup for Fly In Exhibit Hall Floor Set-Up 0800 – 1700 (08:00 AM – 05:00 PM)	Exhibit Hall Floor Set-Up 0800 – 1400 (08:00 AM – 02:00 PM) Exhibit Hall Floor Open 1700 – 2000 (05:00 PM – 08:00 PM)	Exhibit Hall Floor Open 1030 – 1600 (10:30 AM – 04:00 PM)	Exhibit Hall Floor Open 1000 – 1400 (10:00 AM – 02:00 PM) Exhibit Hall Floor closes, 1400 (02:00 PM) – Move out begins. Aircraft Fly Out – ASAP after show close - Nightfall.	Aircraft Flight Out – alternate date

Insurance Requirements for Display of Aircraft

1. All aircraft exhibited in the Convention Center for APSCON 2024, whether flown or trucked in, must be properly insured.
2. Any commercial exhibitor that brings an owned, leased or borrowed aircraft to be displayed in the Convention Center, including the use of aircraft belonging to a governmental agency, agrees to name the Airborne Public Safety Association, Inc., (APSA) its agents, officers, directors and employees; and the George R. Brown Convention Center, its owners, management company, officers, directors and employees as an 'additional insured' on the exhibitors policy of insurance covering the operation of the aircraft. In addition, Exhibitor acknowledges that APSA does not maintain any insurance to cover loss or damage to any property of Exhibitor. Exhibitors are advised to obtain commercial insurance to cover all losses and claims. Furthermore, it is requested that all exhibiting companies carry general liability and personal property insurance, including workers' compensation, if applicable.
3. Proof of insurance must be in the form of a "Certificate of Insurance" that identifies all aircraft, individually by serial number, stating the make, model, registration number, and owner of the aircraft. If the aircraft is owned/operated by someone other than the exhibitor, the documentation should so state and proof of insurance shall name both as insured and additionally insured. Without proof of insurance, the aircraft will not be permitted to land at or move into the Convention Center.
4. Aircraft **flown** to the Convention Center: Exhibitors flying aircraft to the Convention Center must provide proof of insurance to APSA in the form of a Certificate of Insurance. This should be from the exhibitor's insurance broker, confirming a minimum of \$5,000,000 combined coverage for public liability and property damage.
5. Aircraft **trucked** to the Convention Center: Exhibitors trucking aircraft to the Convention Center must provide proof of insurance to APSA in the form of a Certificate of Insurance. This should be from the exhibitor's insurance broker, confirming a minimum of \$1,000,000 combined coverage for public liability and property damage.

ADDITIONAL INSURANCE REQUIREMENTS

Whether an aircraft is flown or trucked to the Convention Center, the Certificate of Insurance must also list as additionally insured:

- ✓ Airborne Public Safety Association, Inc., its Agents, Officers, Directors and Employees (Address: 50 Carroll Creek Way, Suite 260, Frederick, MD 21701); and

- ✓ George R. Brown Convention Center, its Owners, Management Company, Officers, Directors and Employees (Address: 1001 Avenida De Las Americas, Houston, TX 77010)

Additionally, the Airborne Public Safety Association shall be provided a “Waiver of Subrogation” under the hull/physical damage insurance coverage for each aircraft.

If hull/physical damage insurance coverage is NOT carried, or the aircraft is “self-insured” by the owner, APSA must receive a notarized letter on the aircraft owner’s letterhead signed by an officer of the company stating that the owning/operating company will not hold the Airborne Public Safety Association, Inc. liable for any damage incurred during APSCON 2024, to include the time period of the aircraft’s arrival at the Convention Center to the time of its departure.

Proof of Insurance (original or copy is acceptable) should be transmitted by mail, email (bosborne@publicsafetyaviation.org) or fax (301-631-2466) to the Airborne Public Safety Association , Attention: APSCON 2024 Flight Operations, 50 Carroll Creek Way, Suite 260, Frederick, MD 21701.

**PROOF OF INSURANCE MUST BE RECEIVED BY APSA
NO LATER THAN MONDAY, JULY 1, 2024.**

Table of Contents

FBO Services

For APSCON 2024, APSA is requiring that all helicopters flying into the George R. Brown Convention Center be staged at the Houston Police Aviation unit and or Signature Flight Services, located at the Houston Hobby Airport. If fuel is needed, Signature Aviation can deliver fuel to the HPD ramp at a \$1.00 off Discounted Rate.

Signature Aviation

Signature Aviation
Houston Hobby (KHOU)

713-353-5300
<https://www.signatureflight.com/location?iata=HOU>

Table of Contents

AIRCRAFT FUEL REQUIREMENTS

Display of Aircraft inside a Building:

The maximum amount of fuel that is permitted in aircraft which are flown to the display site is the minimum reserve* required by Federal Aviation Regulations (91.151). This means aircraft will be allowed to enter the convention center with only enough fuel to reposition after the show back to an airport where commercial fuel is available and have a 20-minute reserve. You may include sufficient fuel to accomplish any ground runs necessary after the aircraft has been on display.

The Fire Marshal will be at the convention center and will inspect every aircraft entering the convention center. Any aircraft containing more than this amount will be denied entry into the convention center.

* Minimum fuel on arrival shall be defined as: “Enough fuel to start up, conduct ground runs sufficient to determine airworthiness after the display (10 minutes), fly to the refueling airport and have a 20-minute reserve upon landing”.

Signature Aviation does not have aircraft de-fueling equipment

De-fueling will not be allowed at the landing site

- Convention Center regulations stipulate gas caps must be locked or sealed with tape. Batteries must be disconnected. Igniter breakers must be pulled and tie-strapped.
- **Aircraft fuel quantity will be checked** prior to movement into the Convention Center. Pilots are reminded to plan their departures from the Convention Center back to Signature Aviation or another nearby destination where necessary refueling can be accomplished.
- Should a fuel, oil, or hydraulic leak occur while the aircraft is inside the convention center, APSA will have “spill kits” available. However, if a leak cannot be stopped or contained, the aircraft will be removed from the convention center.

NOTE: Fueling and/or de-fueling WILL NOT be permitted at the Convention Center

Table of Contents

Pilot Briefing and Flight Ops

OVERVIEW

Date: Monday, July 29, 2024

Location: Houston (TX) Police Department | Air Support
8402 Larson Drive
Houston, TX 77092
Hobby Airport (KHOU)

7:30 a.m. Welcome

7:40 a.m. Pilot Orientation & Flight Operations Safety Briefing

9:00 a.m. Convention Center Landing Area Opens

****NOTE**** Transportation will not be provided from the hotels to the airport for the Pilot Orientation & Flight Operations Safety Briefing

1. During the pilot briefing details will be given as to the preferred flight path to the landing area and schedule. The Air Boss will be at the landing site. An operations designee will be at the HPD Air Support office in contact with the Air Boss. When the Air Boss confirms that the landing area is ready for the next aircraft, the designee will clear the next aircraft in the schedule to launch. No aircraft may land at the convention center without first obtaining approval from the APSA designee, per the Air Boss.
2. The operations designee at the airport will **check the fuel level** in each aircraft before departure to make sure there will not be an issue after landing in regards to the minimum fuel requirement.
3. A landing team will be on hand to secure the site and marshal in aircraft.
4. APSA reserves the right to designate the order aircraft are flown to the convention center due to the need to sequence the aircraft based on an exhibitor's booth location.
5. Because of the uncertainty in time required for each aircraft, no exact time slot can be assigned. Pilots must wait at the HPD Air Support office after the morning briefing to ensure they are ready to launch when their turn comes up.
6. For safety considerations, **only those personnel authorized by APSA will be allowed to approach an aircraft while the rotors are turning.** Please advise persons meeting your aircraft to remain

clear. Under no circumstances will any person be allowed to approach or depart from an aircraft during rotor run-up or coast-down.

*****Final details on flight ops will be given during the pilot briefing*****

“WEATHER DAY” (Inbound)

Tuesday, July 30, 2024: APSA staff members are committed to other activities on this day and are not generally available to coordinate flight operations. Permitting is required to close the city streets utilized for the landing zone. APSA may arrange access to the landing area ONLY for extraordinary circumstances which prevent completing Convention Center flight operations by 1600 on Monday, July 29, 2024. Therefore, there will be no scheduled aircraft arrivals other than on Monday, July 29, 2024.

Table of Contents

Airport Information

Houston Hobby Airport

<http://www.airnav.com/airport/KHOU>

FAA Identifier:	HOU
Lat/Long:	29-38-43.5070N / 095-16-44.0000W 29-38.725117N / 095-16.733333W 29.6454186 / -95.2788889
Elevation:	46 ft.
From city:	8 miles SE of HOUSTON, TX
UNICOM:	122.95
ASOS:	713-847-1462
GROUND:	121.9
TOWER:	118.7 256.9
CLEARANCE:	125.45

Arrival / Landing Site Information

THIS INFORMATION IS PRELIMINARY.

**A final flight operations briefing will be provided
during the pilot briefing on Monday, July 29th.**

LZ Coordinates: 29°44'57.52"N / 95°21'34.46"W

LZ Ops frequency: 123.025

1. When departing from Hobby Airport, inform the air traffic controller that you will be headed to the convention center via the Juicebox Departure via the Broadway St and Interstate 610 intersection. ATC will be briefed on the operations for that day in advance.

2. The George R. Brown Convention Center is located 9 miles northwest of Hobby airport.
3. It is in Class B airspace for Hobby airport.
4. The Toyota Center (a large, domed stadium) is two blocks west of the Convention Center.
5. Once cleared by ATC (or use second radio) switch to operations frequency 123.025 and check in with the Air Boss. The Air Boss will give any last-minute instructions, wind conditions, and clear you to land. **Do not attempt to land without the Air Boss clearing you to do so.**
6. Ground staff will be on site with brightly colored vests and marshaling sticks. Landing is at your own discretion. Safety is a priority. If *think* you might need to go around and try the approach again, **DO IT!** Advise the Air Boss as soon as safely able to do so.
7. The LZ will be the street intersection of Clay St./Hamilton St.
8. Emergency equipment will be standing by during landing and takeoff operations.

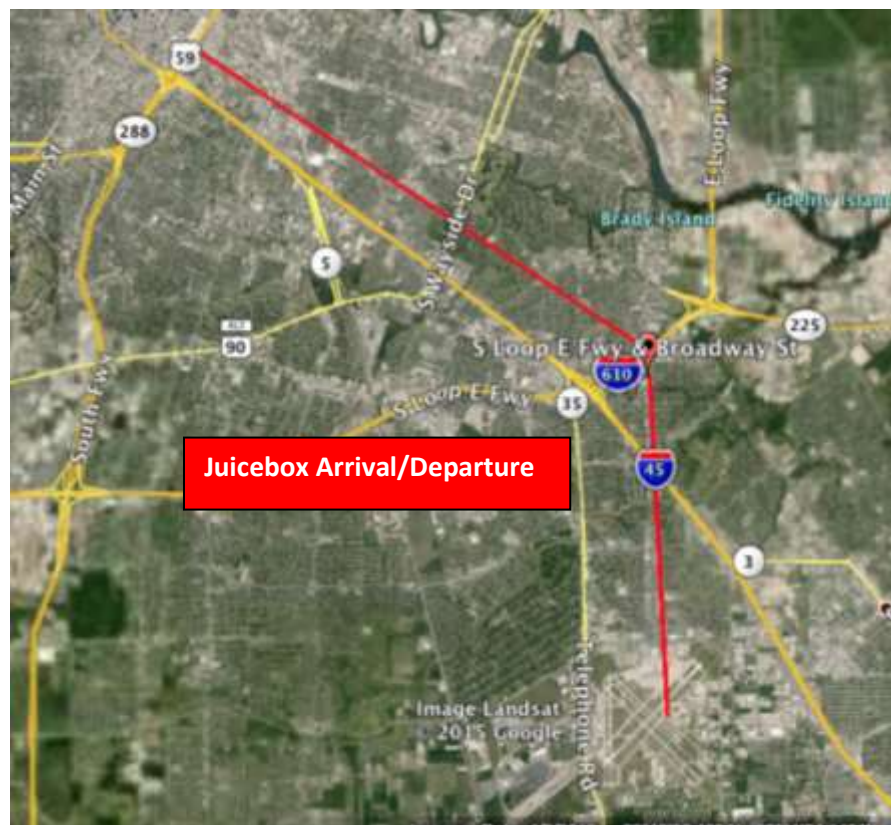
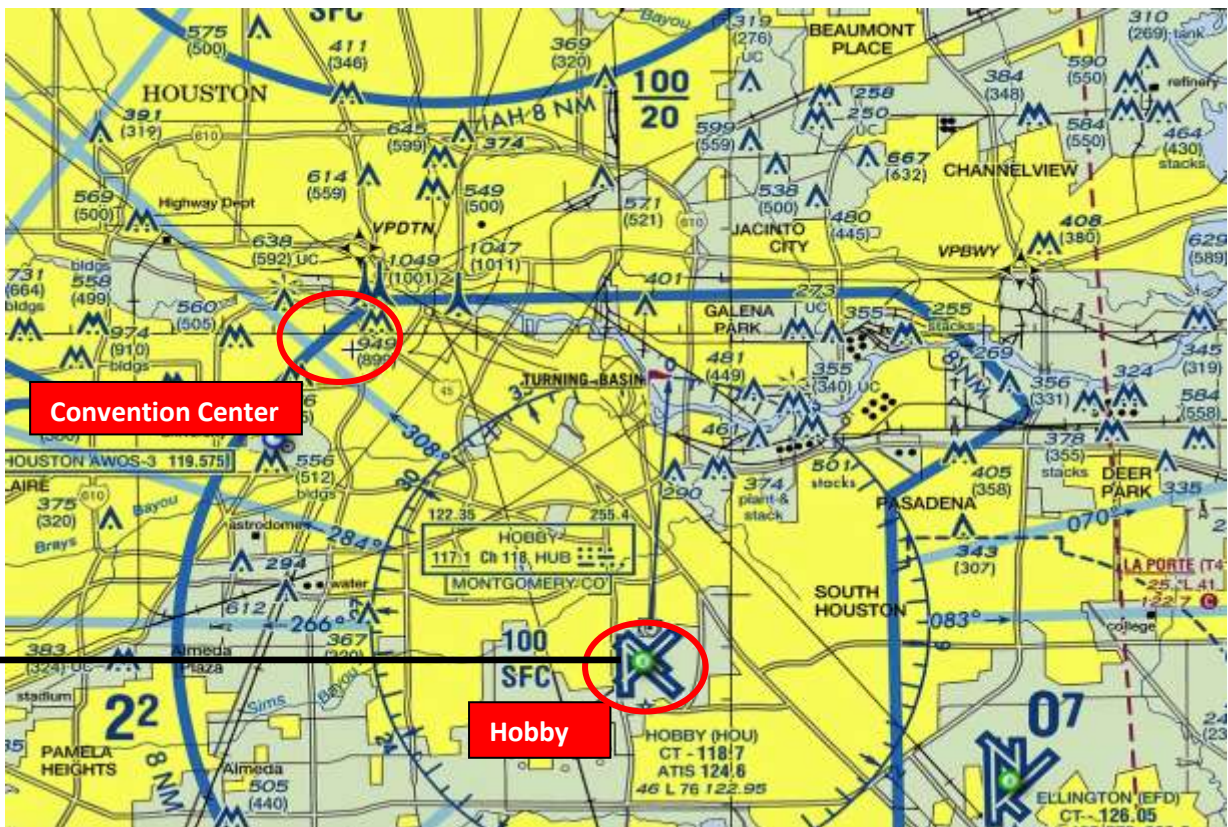




Table of Contents

AIRCRAFT MOVE-IN to EXHIBIT HALL and STATIC AREA

Upon landing at the Convention Center, the aircraft will be prepared as follows:

1. Aircraft will be cooled down in accordance with manufacturers' recommendations.
2. Aircraft will be verified as having the allowed amount of fuel in the fuel tanks.
3. Aircraft fuel systems will be shut off and verified for no leakage or seepage.
4. Circuit breakers for fuel and starting systems will be deactivated, tie-wrapped to prevent inadvertent activation and verified by exhibitor personnel. Batteries shall be disconnected.
5. Aircraft fuel caps and fuel vents will be taped shut. (Locking fuel caps are preferred!)
6. If necessary, main rotor blades will be folded or removed at this time. Advise Cory DeArmitt, Director of Flight Operations, or other authorized APSA representative as rotor downwash from other aircraft might damage loose cowlings or hinder blade removal.
7. Aircraft without documentation and proof of insurance will not be allowed to enter the Convention Center or remain parked on Convention Center property.
8. Know your booth number! This will expedite getting your aircraft to the proper area of the Exhibit Hall.
9. After Director of Flight Operations approval and completion of preparation, aircraft will be moved to the Exhibit Hall as instructed.
10. All exhibitors moving aircraft into the Convention Center must provide Ground Guides ("wing-walkers") to avoid possible damage to your aircraft, or other exhibits, while moving into the Convention Center.
11. Provide Cory DeArmitt with a point of contact (name, hotel, room number, and telephone number) should an emergency with your aircraft occur during the Conference & Exposition.
12. Aircraft, ground handling equipment, dollies, etc. may not be left outside overnight at the Convention Center before, during, or after the show, as there is no dedicated security for these types of things

*Once each helicopter is prepped for entry into the building they will be shut down and towed in through the door shown above. APSA will have one vehicle and tow bar for towing aircraft. We do not have ground handling equipment for the various aircraft types coming into the show. **Vendors bringing in aircraft need to arrange for wheels, specialized tow bars, etc. applicable for their aircraft.** APSA personnel are available to assist in that effort, but we do not have the equipment ourselves.

*Please be sure that same equipment is available on Friday to remove the aircraft as well.

*Exhibitors must provide personnel to assist in the ground movement of their helicopters into the Exhibit Hall and Static Area. If you require special equipment on-site during move-in, i.e. cranes or forklifts, contact:

Tom Coccia
Levy Exposition Services
678-520-3278
tcoccia@levyexpo.com

The convention center door is 30' wide and 25' high

Table of Contents

Aircraft Move-Out and Departure Procedures

1. Obtain clearance from the Levy Management and Flight Operations Director Cory DeArmitt to move aircraft from the convention center to the departure area. Do NOT move aircraft to the operations area until you are ready to depart. Once on the flight line, do not leave the aircraft unattended!
2. Assemble aircraft, remove gas cap, and vent tape, remove tie-wraps, and reconnect batteries. Complete a thorough preflight inspection, in accordance with maintenance procedures, to ensure that any precautionary steps taken to prepare the aircraft for display have been corrected and the aircraft has been returned to a full airworthy condition.
3. Establish two-way radio communication before start-up. **DO NOT start aircraft engines until cleared by the on-site Flight Operations Director.**
4. After checklists are complete, safely expedite your take-off to allow other aircraft access to the departure area.
5. Pilots are reminded to be alert for possible conflicting traffic.

Exhibitors must advise Cory DeArmitt if their aircraft cannot be moved out promptly. Exhibitors are responsible for security of the aircraft outside the Exhibit Hall or Static Area when departures are delayed.

If an aircraft is sold, or ownership otherwise transferred during APSCON 2024, the aircraft must, nevertheless, be flown by a company pilot who attended the Pilot Orientation & Flight Operations Safety Briefing, preferably the same pilot who flew the aircraft to the Convention Center, and with the original insurance still in force.

Aircraft Fly-Out

Friday, August 3, 2024
1600 – 2000 (04:00 PM – 08:00 PM)

Note: Only those pilots who attended the Pilot Orientation and Flight Operations Safety Briefing for the Fly-In into the Convention Center may fly aircraft during the Fly-Out from the Convention Center unless prior arrangements have been made with Cory DeArmitt.

Only day/VFR operations are permitted. No aircraft will be permitted to depart after dark.

Aircraft will not be permitted to move from their booths or the static area of the Exhibit Hall floor until after the show closes at 1400 (02:00 PM).

A departure briefing will be provided to pilots on Friday.

PLEASE BE POLITE AND PROFESSIONAL DURING LINEUP TO EXIT THE CONVENTION HALL!

Please Fly Neighborly!

Take the Time for a Safe Flight Home

We Look Forward to Seeing You at APSCON 2024

Houston, TX

July 29 - August 3, 2024

Table of Contents

APSCON 2024

CHECK LIST

FOR AIRCRAFT EXHIBITORS AND PILOTS

1. Aircraft Display forms due: July 1, 2024
2. Aircraft Insurance Certificates due: July 1, 2024
3. Arrange for FBO/Flight-line services with one of the fixed based operators at Houston Hobby Airport.
4. Plan for required fuel in tanks upon arrival as outlined in this document.
5. Review current Arrival/Departure procedures and charts.
6. Tow bars/ground handling/rotor blade removal equipment and personnel to move aircraft into Convention Center.
7. Aircraft will be in booth number _____.
8. Monday, July 29, 2024 @ 0730 (07:30 AM) – Pilot Orientation and Flight Operations Safety Briefing (required for aircraft flown to/from Convention Center) at Houston (TX) Police Department | Air Support Division office, 8402 Larson Drive, Houston, TX 77092, Houston Hobby Airport.
9. Monday, July 29, 2024 @ 0900 – 1600 (09:00 AM – 04:00 PM) – Aircraft Fly-In to Convention Center.
10. Friday, August 3, 2024 @ 1600 – 2000 (04:00 PM – 08:00 PM) – Aircraft Fly-Out from Convention Center.
11. Remember, all pilots must attend the Pilot Orientation and Flight Operations Safety Briefing before they can fly an aircraft to/from the Convention Center.
12. Ask questions if you are unfamiliar with these guidelines.

Safety First!
APSCON 2024
CHECK LIST

FOR AIRCRAFT ENTERING THE CONVENTION CENTER

Aircraft without documentation and proof of insurance will not be allowed to enter the Convention Center or remain parked on Convention Center property.

Complete and sign a form for each aircraft. Upon landing at the Convention Center, verify that the aircraft is prepared as follows:

Enter Aircraft Registration No. _____ Verified By (Initial) _____

- | | |
|--|-------|
| 1. Aircraft fuel level verified as required. | _____ |
| 2. Aircraft fuel systems will be shut off and verified for no leakage or seepage. | _____ |
| 3. Circuit breakers for fuel and starting systems deactivated and tie-wrapped to prevent inadvertent activation. | _____ |
| 4. Aircraft battery disconnected. | _____ |
| 5. Aircraft fuel caps and fuel vents taped closed.
(Locking fuel caps are preferred!) | _____ |
| 6. APSA Flight Operations Director clearance (<i>signed by APSA rep</i>) | _____ |

Use Ground Guides ("wing-walkers") to avoid possible damage to aircraft, or other exhibits, while moving into the Convention Center.

Note: Large pieces of equipment, dollies, etc. may not be left outside overnight at the convention center before, during, or after the show, as high vehicular traffic is possible and there is no dedicated security for these types of things.

Be sure you have provided APSA Flight Operations Director Cory DeArmitt with a point of contact, should an emergency with your aircraft occur during the exposition: Name, Hotel, Telephone Number and Room Number!!

PRINT NAME: _____

SIGNATURE: _____ DATE: _____

APSCON 2024

CHECK LIST

FOR AIRCRAFT EXITING THE CONVENTION CENTER

- | | Verified By (Initial) |
|---|-----------------------|
| 1. Ensure that any ground handling equipment required to move the aircraft from your booth to the flight operations area is on-site. | _____ |
| 2. If it was necessary to fold or remove any main rotor and/or tail rotor blades, re-install in accordance with the manufacturer's appropriate instructions and procedures. | _____ |
| 3. Remove any tape that may have been used to seal any fuel and battery vents, aircraft fuel caps, static ports and or pitot systems | _____ |
| 4. Remove any tie-wraps from circuit breakers that were used to prevent inadvertent activation of fuel and starting systems and reactivate. | _____ |
| 5. Reconnect the battery. | _____ |
| 6. Complete all appropriate logbook entries in accordance with FAA Regulatory requirements for maintenance performed. | _____ |
| 7. Perform a thorough preflight inspection. | _____ |

Remember that the aircraft came in with minimum fuel, so the first stop needs to be planned with that in mind.

PRINT NAME: _____

SIGNATURE: _____ DATE: _____



AIRCRAFT DISPLAY INFORMATION & REQUEST FORM

LOCATION:

George R. Brown
Convention Center
(Exhibit Hall E)

All exhibitors displaying
aircraft must complete
and return this form to
the APSA Headquarters
by July 1, 2024.

Please return all
completed forms to:

APSCON 2024
50 Carroll Creek Way
Suite 260
Frederick, MD 21701

Fax: 301-631-2466

Email (as attachment):
bosborne@publicsafetyaviation.org

Please complete the information below for the Exhibitor displaying the aircraft in their booth.

Exhibiting Company Name:

Exhibiting Company Address

City/State/Zip

Telephone

Point of Contact

Email

Telephone

Name of Pilot

Email

Telephone

Pilot's Contact Information during APSCON 2024 (Hotel and/or Telephone Number):

Please provide the information requested below for all aircraft to be displayed at APSCON 2024.

MAKE	MODEL	REGISTRATION NUMBER	ANTICIPATED FBO	BOOTH #

Please complete the information below if the aircraft is owned or operated by someone other than the Exhibitor:

Owner/Operator Name:

Owner/Operator Address

City/State/Zip

Owner/Operator Point of Contact

Email

Telephone

Table of Contents

Helicopter Hand Signals




Clear to Start

Make circular motion
above head w/arm




Hold on Ground

Extend arms at 45
thumbs down



Move Upward

Arms extended
sweeping up



Move Downward

Arms extended
sweeping down



Hold Hover

Arms extended
w/clenched fists



Clear to Take-Off

Arms extended in
take-off direction



Land Here

Extend arms
w/wind at back



Move Forward

Arms extended &
wave copter toward you



Move Rearward

Arms downward
using shoving motion



Move Left

Right arm extended
left arm sweeps overhead



Move Right

Opposite of
move left



Move Tail Rotor

Rotate body w/one
arm extended



Shut Off Engine

Cross neck w/hand
palm down



Fixed Tank Doors

Open arms outward
Close arms inward



Release Sling Load

Contact forearm
w/other hand



Wave Off Don't Land

Wave arms &
cross overhead